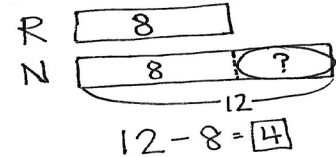


Exit Ticket Packet

Name _____

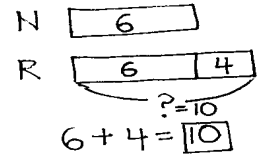
Date _____

Read the word problem.Draw a tape diagram or double tape diagram and label.Write a number sentence and a statement that matches the story.

Anton drove around the racetrack 12 times during the race. Rose drove around the racetrack 17 times. How many more times did Rose go around the racetrack than Anton?

Name _____

Date _____

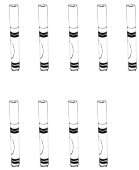
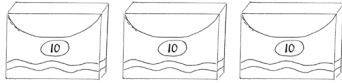
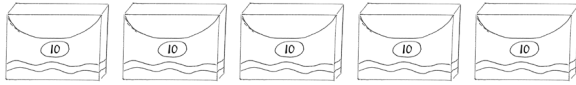
Read the word problem.Draw a tape diagram or double tape diagram and label.Write a number sentence and a statement that matches the story.

Tamra decorated 13 cookies. Kiana decorated 5 fewer cookies than Tamra. How many cookies did Kiana decorate?

Name _____

Date _____

1. Write the tens and ones. Complete the statement.



tens	ones

There are _____ markers.

2. Write the number as tens and ones in the place value chart, or use the place value chart to write the number.

a. 90

tens	ones

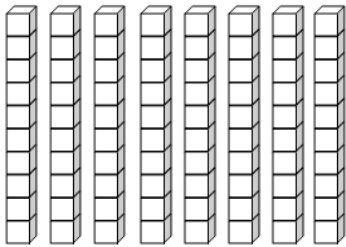
b. _____

tens	ones
8	7

Name _____

Date _____

1. Count the objects, and fill in the number bond or place value chart. Complete the sentences to add the tens and ones.



tens	ones

$$\underline{\quad} + \underline{\quad} = \underline{\quad}$$

$$\underline{\quad} \text{ tens} + \underline{\quad} \text{ ones} = \underline{\quad}$$

2. Complete the sentences to add the tens and ones.

a. $90 + 2 = \underline{\quad}$

b. $7 \text{ tens} + \underline{\quad} \text{ ones} = 79$

Name _____

Date _____

1. Find the mystery numbers. Use the arrow way to show how you know.

a. 1 less than 69 is _____.

tens	ones

tens	ones

b. 10 more than 69 is _____.

tens	ones

tens	ones

2. Write the number that is **1 more**.

a. 40, _____

b. 86, _____

c. 89, _____

3. Write the number that is **10 more**.

a. 50, _____

b. 62, _____

c. 90, _____

4. Write the number that is **1 less**.

a. 75, _____

b. 70, _____

c. 100, _____

5. Write the number that is **10 less**.

a. 80, _____

b. 99, _____

c. 100, _____

Name _____

Date _____

Circle the correct words to make the sentence true. Use $>$, $<$, or $=$ and numbers to write a true statement.

<p>a.</p> <p>36</p> <div style="border: 1px solid black; padding: 5px; display: inline-block;"> <p>is greater than</p> <p>is less than</p> <p>is equal to</p> </div> <p>6 tens 3 ones</p> <p>_____ ○ _____</p>	<p>b.</p> <p>90</p> <div style="border: 1px solid black; padding: 5px; display: inline-block;"> <p>is greater than</p> <p>is less than</p> <p>is equal to</p> </div> <p>8 tens 9 ones</p> <p>_____ ○ _____</p>
<p>c.</p> <p>52</p> <div style="border: 1px solid black; padding: 5px; display: inline-block;"> <p>is greater than</p> <p>is less than</p> <p>is equal to</p> </div> <p>5 tens 2 ones</p> <p>4 tens 2 ones</p> <p>_____ ○ _____</p>	<p>d.</p> <div style="border: 1px solid black; padding: 5px; display: inline-block;"> <p>is greater than</p> <p>is less than</p> <p>is equal to</p> </div> <p>3 tens 14 ones</p> <p>_____ ○ _____</p>

Name _____

Date _____

1. Complete the chart by filling in the missing numbers.

a.

88
90

b.

99

c.

108

d.

119

2. Fill in the missing numbers to continue the counting sequence.

a.

117, _____, 119, _____

b.

108, 109, _____, _____, _____

Name _____

Date _____

1. Write the number as tens and ones in the place value chart, or use the place value chart to write the number.

a. 83

tens	ones

b. _____

tens	ones
9	4

c. _____

tens	ones
11	5

d. 106

tens	ones

2. Write the number.

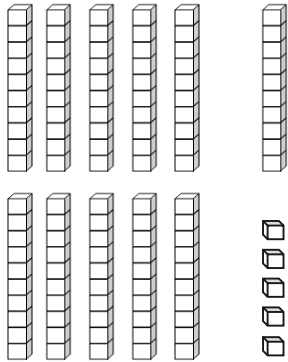
a. 10 tens 2 ones is the number _____.

b. 11 tens 4 ones is the number _____.

Name _____

Date _____

1. Count the objects. Fill in the place value chart, and write the number on the line.



tens	ones

2. Use quick tens and ones to represent the following numbers. Write the number on the line.

a.

tens	ones
11	0

b.

tens	ones
10	1

Name _____

Date _____

1. Fill in the missing numbers.

a. $40 + 50 = \underline{\quad}$

b. $80 - 60 = \underline{\quad}$

c. $30 + \underline{\quad} = 70$

2. Write a number sentence to match the picture.



Name _____ Date _____

Solve. Use quick tens and ones drawings or number bonds.

a. $42 + 50 =$ _____

b. $30 + 57 =$ _____

Name _____

Date _____

Solve using number bonds. You may choose to add the ones or tens first. Write the two number sentences to show what you did.

a. $56 + 43 = \underline{\quad}$

b. $22 + 75 = \underline{\quad}$

Name _____

Date _____

Solve and show your work.

a. $49 + 37 =$ _____

b. $56 + 38 =$ _____

Name _____

Date _____

Solve and show your work.

a. $47 + 42 = \underline{\quad}$

b. $78 + 22 = \underline{\quad}$

c. $56 + 38 = \underline{\quad}$

Name _____

Date _____

Solve using quick tens and ones drawings. Remember to line up your drawings and write the total below your drawing.

a. $49 + 34 = \underline{\quad}$

b. $57 + 36 = \underline{\quad}$

Name _____

Date _____

Solve using quick tens and ones. Remember to line up your drawings and rewrite the number sentence vertically.

a. $49 + 26 = \underline{\quad}$

b. $58 + 37 = \underline{\quad}$

c. $55 + 37 = \underline{\quad}$

d. $69 + 26 = \underline{\quad}$

Name _____

Date _____

Solve using quick tens and ones drawings. Remember to line up your tens and ones and rewrite the number sentence vertically.

a. $39 + 47 = \underline{\quad}$

b. $58 + 32 = \underline{\quad}$

c. $49 + 44 = \underline{\quad}$

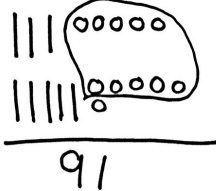
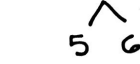
d. $58 + 39 = \underline{\quad}$

Name _____

Date _____

Circle the work that is correct.

In the extra space, correct the mistake in the other solution using the same solution strategy the student tried to use.

Student A		Student B
$35 + 56 = 91$ 		$35 + 56 = 46$  $35 + 5 = 40$ $40 + 6 = 46$

Name _____

Date _____

Use the strategy you prefer to solve the problems below.

a.

$24 + 38 = \underline{\quad}$

b.

$24 + 48 = \underline{\quad}$

Name _____

Date _____

1. Match the pennies to the coin with the same value.

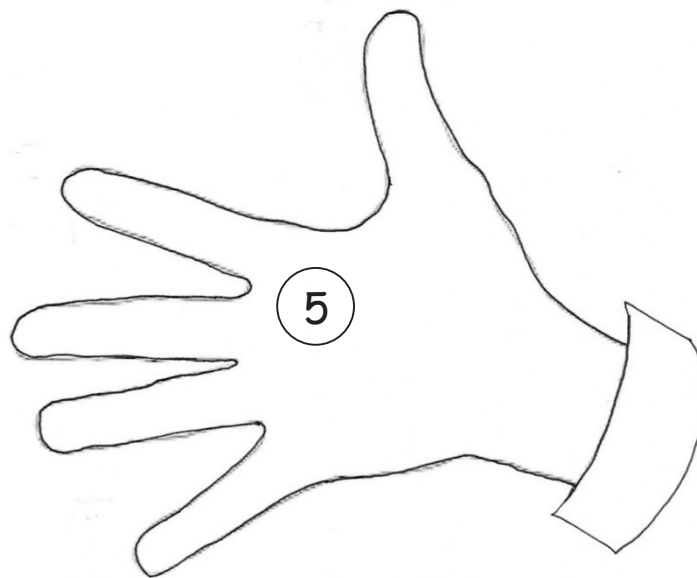
a.



b.



2. Ben has 10 cents. He has 1 nickel. Draw more coin(s) to show what other coin(s) he might have.



Name _____

Date _____

Use the word bank to write the names of the coins.

dimes	nickels	pennies	quarters
-------	---------	---------	----------



a. _____

b. _____

c. _____

d. _____

Name _____

Date _____

Draw a line to match each coin to its correct name.



dime



nickel



penny



quarter



Name _____

Date _____

Add pennies to show the written amount.

a.

9 cents



b.

29 cents



Name _____

Date _____

Find the value of the set of coins. Complete the place value chart to match.
Write an addition sentence to add the value of the dimes and the value of the pennies.



The set of coins consists of one dime and six pennies. The dime is in the top row, leftmost position. The pennies are arranged in two rows: three in the top row (middle, right, and far right) and three in the bottom row (left, middle, and right).

tens	ones

Name _____

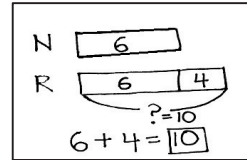
Date _____

Read the word problem.

Draw a tape diagram or double tape diagram and label.

Write a number sentence and a statement that matches the story.

Sample Tape Diagram



Willie splashed in 7 more puddles after the rainstorm than Julio. Willie splashed in 11 puddles. How many puddles did Julio splash in after the rainstorm?

Name _____

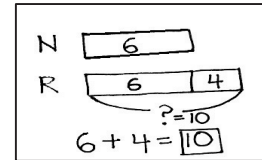
Date _____

Read the word problem.

Draw a tape diagram or double tape diagram and label.

Write a number sentence and a statement that matches the story.

Sample Tape Diagram



Maria jumped off the diving board into the pool 3 fewer times than Emi. Maria jumped off the diving board 14 times. How many times did Emi jump off the diving board?

Name _____

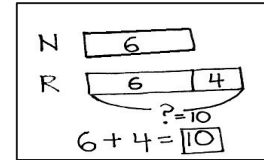
Date _____

Read the word problem.

Draw a tape diagram or double tape diagram and label.

Write a number sentence and a statement that matches the story.

Sample Tape Diagram



Emi tried on 8 fewer costumes than Nikil. Emi tried on 4 costumes. How many costumes did Nikil try on?