



# Hello Parents,

School District U-46 is using Securly to keep students safe on their school-issued devices. As part of our commitment to your child's safety, we're giving all of our school's parents access to the free **Securly Home app**.

[Download the Securly Home app on or after March 8, 2021.](#)

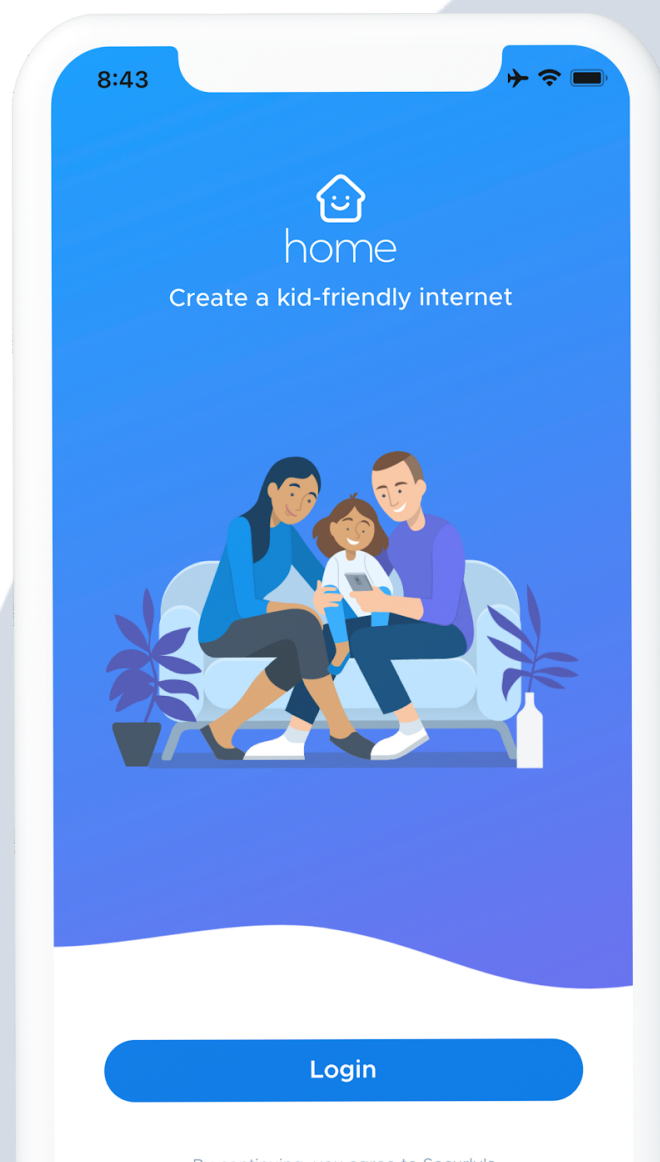
## Get started:

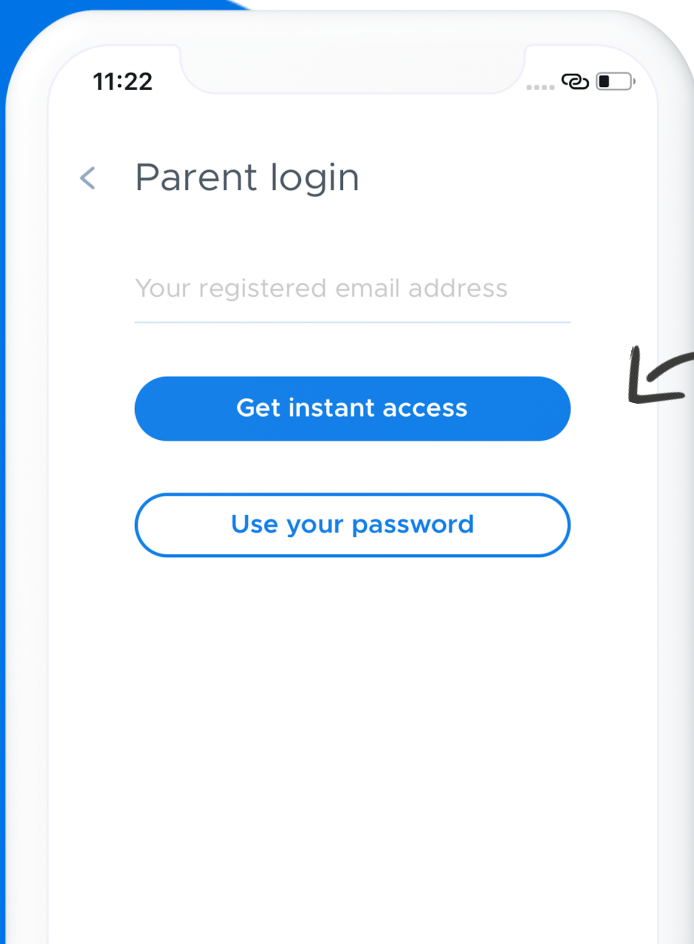
1

### Download the **Securly Home App**

View your child's real-time activity feed, right from the palm of your hand.

With the **Securly Home app**, you'll have a real-time view of your child's activity on their school device. You'll also get weekly emails from Securly with a snapshot report of that week's activity.





2

## Open the app and tap the **Login button**

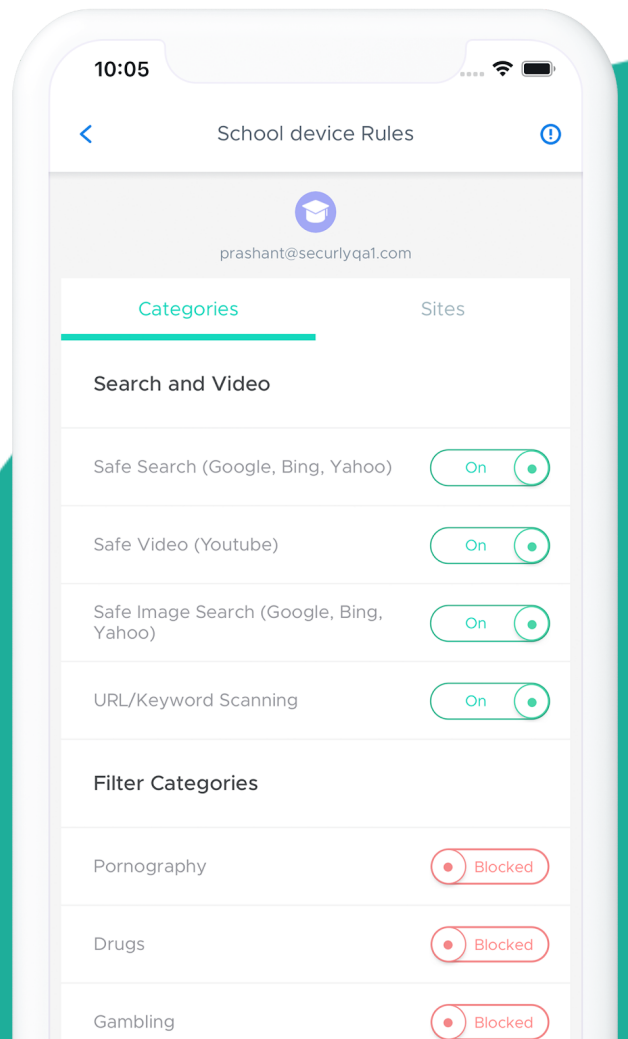
Enter the email address you have registered with your child's school and tap the **"Get instant access"** button.

Check your email from your phone, click on the link, and that's it! Your account is ready to go.

3

## Your home, **your rules.**

Create your own rules for when your child's school device comes home.



# Get to know your Securly Home app

Navigate and explore different insights into your child's online activity

## Activity feed

Get a real-time view of your child's online activity.

## Rules

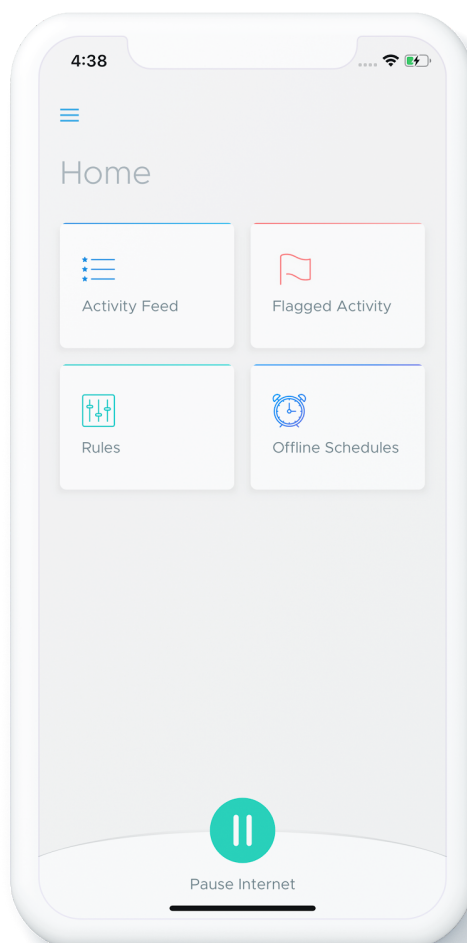
Block specific categories such as social media and gaming on your child's school device when it is at home.

## Flagged activities

The Securly Home app will notify you of any flagged activities pointing to self-harm or bullying related to your child.

## Offline schedules

Set offline schedules for your child's internet like dinner and bedtime and Securly Home does the rest.



## Pause internet

Pause internet access on your child's school device when it is at home with the touch of a button.

If you want to learn more about Securly's online safety solutions, please visit [www.securly.com/home-parent](https://www.securly.com/home-parent).  
For any additional questions, email [homesupport@securly.com](mailto:homesupport@securly.com)